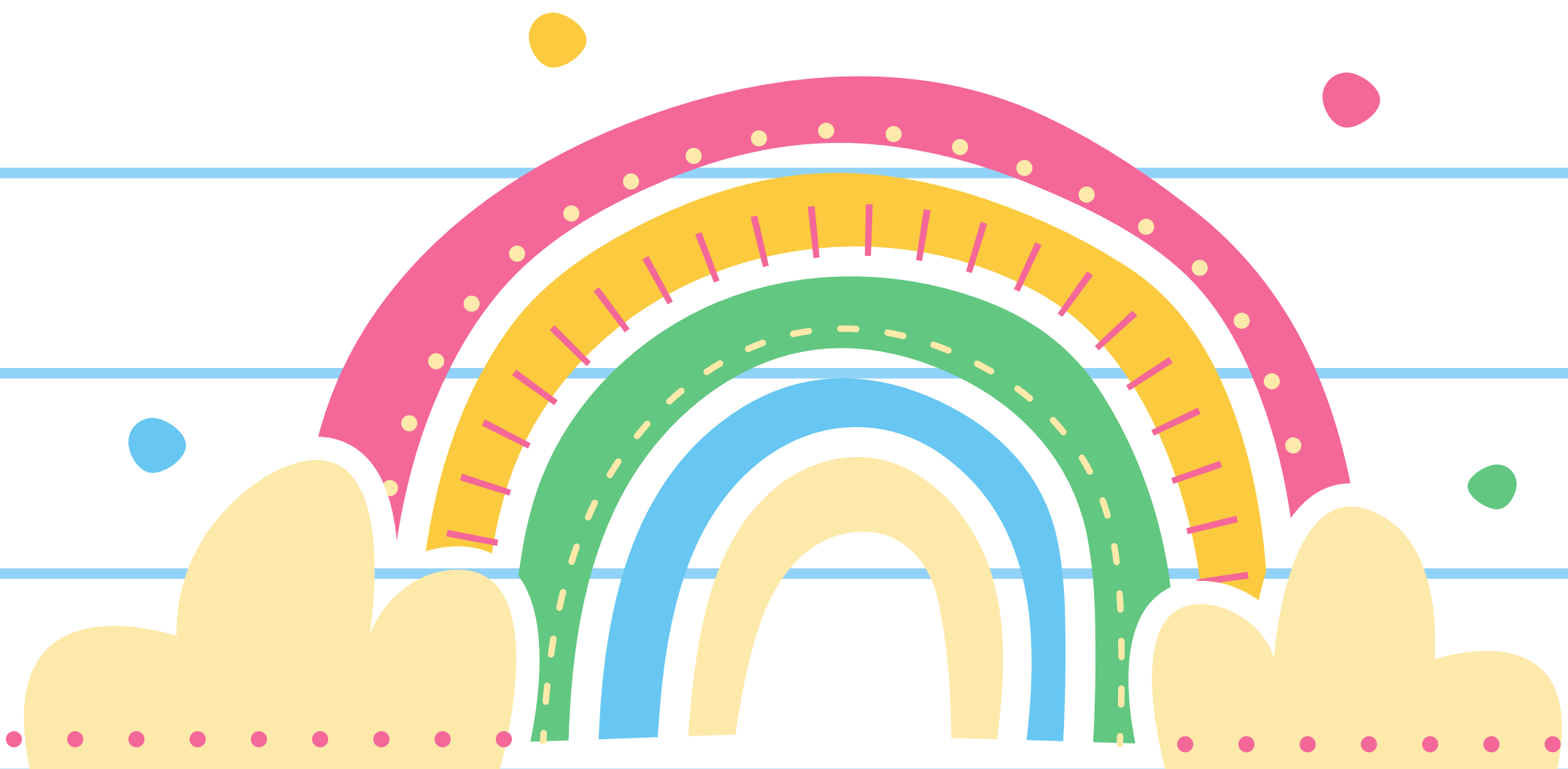




What Happens When
You Don't Listen To
Your Dentist ?



How Do Cavities Happen?



FOOD

AVG TEMP OF BODY ; 37°C
STUCK ON THE TEETH


FERMENTS AND
PRODUCES
ACID



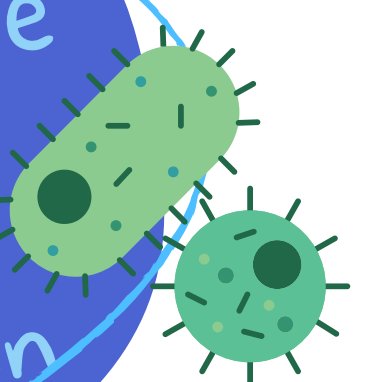
DEMINERALIZED ENAMEL



ROUGH
&
MATTE



weak and more
susceptible
to infection



Stages of Demineralization

White Patches

reversible with the help of fluoride therapy



Yellow

irreversible and requires further treatment like fillings, pulp therapy etc.



Brown

Black


what are the sources of fluoride?

Sources of Fluoride

But the RO water purifiers filter out a majority of the fluoride !



Our water supply does naturally contain fluoride !



Therefore resulting in suboptimal intake of fluoride



Fluoride intake is increased in 2 ways

At Home



Professionally Applied at Clinic



At Home Care



**NIGHT BRUSHING is
MORE IMPORTANT!!!**

It Cleans out everything which got
stuck to the teeth through the day

**YOU CAN ONLY DRINK
WATER
AFTER BRUSHING**



**ANY FOOD OR LIQUIDS LIKE
JUICE & MILK ARE STICKY IN
NATURE**



**NOT TO BE CONSUMED AFTER
BRUSHING**

NIGHT TIME ROUTINE

**Daily Fluoride
Recharge
Mechanism**


Use 3M Clinpro Tooth Crème

**>6yrs
As Much As A
Grain of Rice**

**Use Any Toothpaste of
Your Choice**

**6yrs+
Pea Size
Amount**

**Avoid Ayurvedic
toothpastes as they
are rough in
nature and harm
the enamel**



MORNING ROUTINE

**The
Toothpaste
should be
fluoridated**



3M Clinpro Tooth Crème

The way we use a moisturizer for our skin at night to rejuvenate our skin



Tri-Calcium Phosphate
+
Fluoride



3M CLINPRO TOOTH CRÈME
0.21% FLUORIDE CONCENTRATION



Helping it last longer
on the tooth surface



Since it is a Crème NO
FOAM is formed!



Steps to Use 3M Clinpro Tooth Crème

1

Apply On
All Teeth

2

Leave It On
for 5 Min

3

RINSE!

How To Brush ?




1



2



3



4

NOTE

- Brush for at least 2 minutes



- Time your brushing with a timer
- Check if all areas have been cleaned well

Which Brush To Use ?


You have to choose the brush according to the size of your child's mouth.

Any Brush which easily reaches the back teeth and doesn't hurt will be the right choice.

Change the brush every 3 months.



Professionally Applied Fluoride Varnish



Professionally Applied Fluoride Varnish

Reduces chances of cavities by 80%. You can call it a Cavity Vaccine.

**FLUORIDE
VARNISH**

Stronger Concentration of Fluoride




Fluoride Application is as simple as applying Nail Paint !



It just takes 10 minutes to apply

Fluoride Varnish protects the Teeth the way Regular Varnish is used to protect Wood.



**After
Fluoride Application**

**NO FOOD
NO WATER**

30 Min

NO MILK PRODUCTS
Ideally for the remaining day



IF NOT POSSIBLE
For At Least 4-5 hours.

Eg: Ghee, Butter, Cheese, Milk, Ice-Cream, paneer etc.

Fluoride Varnish Application Schedule



Year 1

1 month 4 months 6 months

1 **2** **3** **4**

Year 2

6 months

1 **2**


Show your **TEETH** some **LOVE**



**Don't Skip
Brushing at Night !!**

**Do not miss your fluoride
application appointments.**

**You can reschedule them
but DO NOT MISS !!**



**Don't Forget
Fluoride For Healthy
Teeth**



**We follow the guidelines given
by AAPD
American Academy of
Pediatric Dentistry**

**VASUPUJYA
DENTAL**

Ahmedabad . Mumbai

Say Hello !!



Facebook

/VasupujyaDentalHospital



Instagram

._@vasupujyadental



www.pediatricdentalclinic.in

www.vasupujyadental.com



For Appointments

Call On

9898021999

9924821999

**VASUPUJYA
DENTAL**

Ahmedabad . Mumbai

Visit Us !!

**VASUPUJYA
DENTAL**

Ahmedabad . Mumbai

.....Ahmedabad.....

Memnagar
B-206 Rudra Arcade,
Helmet Crossroad,
Memnagar,
Ahmedabad-380 052

.....Mumbai.....

Pachrasta, Devidayal Marg
Mulund, Mulund West, Mumbai,
Maharashtra - 400 080